

Name: _____

Date: _____

I AM A MICROBIOLOGIST

I am exploring the microscopic wonderland with my microscope.
This is my notebook of what I saw!


OBSERVE - Study your subject

DRAW - Draw what you see

LABEL - Label what you notice

STUDY - Try to find the answer

SHARE - Share what you learn




Object name:

From:

Magnification:

What I observe:




Object name:

From:

Magnification:

What I observe:




Object name:

From:

Magnification:

What I observe:




Object name:

From:

Magnification:

What I observe:




Object name:

From:

Magnification:

What I observe:




Object name:

From:

Magnification:

What I observe:




Object name:

From:

Magnification:

What I observe:



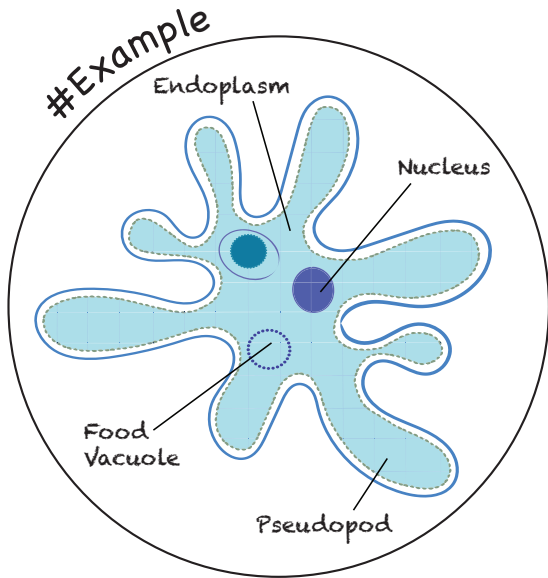
Object name:

From:

Magnification:

What I observe:

A guide for the teachers and parents



Object name: **Amoeba**

From: **Small pond in the park**

Magnification: **20X**

What I observe:

colorless, full of particles inside the cell, keeps changing its shape, moves around by extending its "arms"

Help your student/child to be a scientist with this microscope observation recording sheet. Observing the microscopic world is exciting. Draw and record what you see under the microscope.

If you want to have more information about "How to use", "What to see", and "What is that" related to the microscopes and biology, please visit our website.

<https://rsscience.com/blog-post-list/>



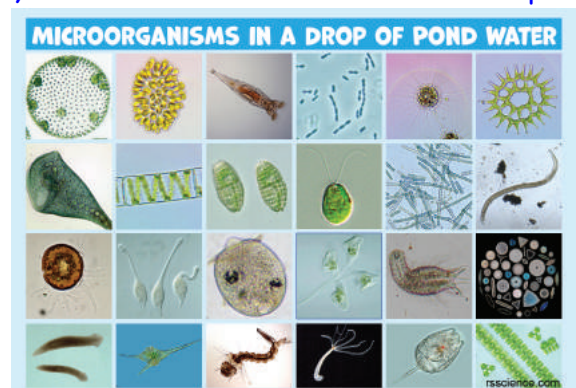
rsscience.com/compound-microscope-parts-labeled



rsscience.com/10-everyday-things-you-should-look-at-under-a-microscope



rsscience.com/how-to-find-tardigrades-water-bears



rsscience.com/microscopic-organisms-pond-water